



# WASTELINE




Recycling, Garbage and Yardwaste Information for the Citizens of Omaha, Nebraska  
Public Works Department Hank Vieregger, P.E., Director Environmental Quality

## Litter Reduction—It's in the Bag!

EVERY HOMEOWNER IS CONCERNED about litter in their neighborhood, and there are many ways that households can help reduce litter. Litter comes primarily from "litterbug" motorists and pedestrians, but garbage collection too, whether it is the trash cans at the curb or collecting the trash, that can create litter. This issue of **WASTELINE** highlights the basic dos and don'ts of garbage and recyclables preparation with litter in mind.

When it's windy, as it often seems to be in Omaha, the best way to control litter is to avoid setting out loose trash. Even when placed in a trash can with a lid, loose trash may fly away and become litter. Using bags to contain your garbage

will help ensure that even the small or light pieces of garbage will make it into the garbage truck and not litter your neighborhood.



Many Omaha residents have discovered that using trash bags instead of trash cans works well, saves time, and reduces litter. Using trash bags means you don't have to retrieve trash cans from the curb after collection. Better yet, on windy days trash cans or lids don't need to be retrieved from down the block. See-through bags are required and clear bags are preferred.

Be sure to buy bags of adequate strength, and cinch or tie the bags tightly closed. (The bags on the inner flap have been performance tested.)

### What about those darned critters?

Urban wildlife or stray pets can make a mess of our trash whether they tip over a trash can or tear open a trash bag. An easy solution is to add one cap-full of household ammonia per garbage container to deter most animals from investigating and searching your garbage for food. Even still, some scavenging birds and animals can be tough to keep away. So, use the

container system that serves you best and most effectively minimizes litter in your neighborhood!

### Stomp Out Recycling Litter

Recycling has its own litter challenge because you don't have the option of using plastic bags to hold your recyclables. But you can minimize litter by carefully preparing your green bin for collection.

- ▶ Remove and dispose all lids from plastic and glass containers.
- ▶ Flatten all metal and plastic containers so they sit deeper in your recycling bin and are less likely to blow away.
- ▶ Always place lighter materials in the bottom of your bin and cover with heavier items.
- ▶ Use a paper grocery sack to hold newspapers
- ▶ Use a second paper grocery sack to hold other clean mixed paper.

Plastic bags must never be used for recyclables collection. If extreme weather conditions are forecasted, consider whether you can wait to recycle until the next week. Also keep in mind there are recycling drop-off centers available if extreme weather conditions are forecasted.



**Yardwaste Collection Starts the Week of April 4-8, 2005**

**Sign up to receive important solid waste collection e-mail re-**




# Garbage

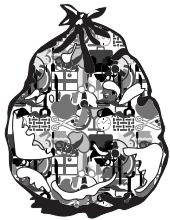
**Collection Missed?  
Call 444-5238 after 7pm on your  
collection day.**

Because of state and federal laws, there are limits to the types of waste you may include in your garbage. Each household is limited to 5 properly prepared trash cans or clear bags of garbage per week.

## Yes!



- 👍 Trash cans up to 32 gallons and weighing up to 45 pounds when full.
- 👍 Clear plastic bags and weighing up to 30 pounds when full.
- 👍 Up to 5 containers of garbage per week (example 2 trash cans and 3 bags).
- 👍 Place within 5 feet of curb, approved alley or other approved location.



**Note: Garbage cans must be removed from the curb by 10am the day after collection.**

## No!

- 👎 A mixture of garbage and yardwaste.
- 👎 Rocks, dirt and concrete.
- 👎 Dead animals.
- 👎 Any liquids.
- 👎 Loose pet waste or cat litter.
- 👎 Tires, engines or other large auto parts.
- 👎 Bulky items (couches, chairs, stoves, etc.).
- 👎 Dark plastic bags that you can't see through.
- 👎 Motor oil and automotive batteries.
- 👎 Cardboard boxes (empty or full) when not in a can or bag.
- 👎 Items outside a can or clear bag.

### Collection Pointers

- ▶ Place all materials at your collection point by 6AM. 🕒
- ▶ If your collection was missed, call 444-5238 *after* 7PM on your collection day.
- ▶ Leave a couple feet of space between your yardwaste, recyclables and garbage containers.
- ▶ Keep your garbage dry—use plastic bags or trash cans with lids.
- ▶ One cap-full of household ammonia per garbage container will deter animals from investigating and searching your garbage for food.
- ▶ Use clear trash bags.
- ▶ Recycling and solid waste information for Omaha is available on the web at [www.wasteline.org](http://www.wasteline.org) and from **FRED** an automated fax and voice system. With a touch tone phone, dial 444-3610. For a fax index, select document 90. Here is a short list of some of the fax and voice messages:

	Voice	Fax
Recycling, Curbside	680	109
Recycling, Special Topics	683	113
Recycling, Drop-off Sites	685	107
Garbage Collection	682	127
Yardwaste Collection	681	127
Collection Problems	684	127
Bulky Item Disposal	686	108





# Recycling

## Place Materials out by 6am

### Paper sack #1—Newspaper *(Do not use plastic bags)*

- Includes: Coupons, advertisements, Parade section and all paper that came with the newspaper.
- Lay sack on top of bin with opening away from wind.
- NO!** Do not include: phonebooks (see sack #2) or other paper, rubber bands, plastic bags.

Yes







### Paper sack #2—Mixed Paper *(Do not use plastic bags)*

- Includes: Magazines, catalogues, phonebooks, cereal boxes, junkmail (including mailing labels and plastic windows), detergent boxes, greeting cards, wrapping paper, paperback books, office and school paper.
- Lay sack on top of bin.
- NO!** Do not include: pizza boxes, juice boxes, milk cartons, hardbound books, tissue paper, paper plates, or frozen food boxes.

Yes




### Loose in the bin—Containers *(Not in plastic bags)*

- Plastic bottles marked PETE , including: Bottles that held pop, cooking oil, mouthwash, shampoo or cleaners.
- NO!** PETE  not included: deli/produce containers, frozen food trays, plastic cups, toys or cookie trays.
- Plastic bottles and tubs marked HDPE , including—bottles and tubs that held milk, juice, cleaners, margarine, whipped topping, or yogurt.
- NO!** HDPE  not included: motor oil or auto product bottles, lawn chemical bottles, toys or cookie trays. No 5 gallon buckets.
- Glass bottles & jars.
- Aluminum cans & Steel (tin) cans, including—empty aerosol cans, empty and dry paint cans. *Tip: Place end of food cans inside can and crimp closed.*
- Corrugated cardboard. Flatten. Cut to 2 feet by 2 feet. Place in bin or on ground under bin.
- NO!** Lids of any kind. Remove and throw in garbage.

Yes

Write your address here.



If your recycling bin is damaged or missing, call 444-4500.



Households where all residents in the home have a medical disability or are age 70 or older may apply to use a more convenient location for garbage and recyclables collection. To apply, call 444-5238 from 8AM until 6PM weekdays.



**WASTELINE**

Omaha Public Works—Environmental Quality Division  
5600 S. 10TH St.  
Omaha, NE 68107-3501  
www.wasteline.org

PRESORTED  
STANDARD  
US POSTAGE  
PAID  
PERMIT NO. 1116  
OMAHA, NE

**Yardwaste Collection  
Resumes April 4, 2005**



**Keep America Going, Recycle!**




# Yardwaste

**Yardwaste Collection  
Resumes Week of  
April 4-8, 2005**

There is no limit to the amount of properly prepared yardwaste that can be collected. Place yardwaste within 5-feet of your curb and leave 2-feet of space between Yardwaste and Garbage containers. Yardwaste collection season will end the week of November 28-December 2, 2005.


## Yes!



- ✔ Grass clippings and leaves.
- ✔ Garden waste such as fallen apples, rotted or excess vegetables and fruit.
- ✔ Trash cans up to 32 gallons and weighing up to 45 pounds, marked with a **YW** on both sides.



- ✔ Special yardwaste paper bags weighing up to 40 pounds.
- ✔ Unlimited number of properly prepared marked cans, paper bags or brush bundles.



- ✔ Bundles of branches and brush, tied with string or twine. Bundles may weigh up to 30 pounds.
- ✔ Branches may be up to 2 inches in diameter and 4 feet in length.

## No!

- ✘ Plastic bags used in yardwaste collection.
- ✘ Mixtures of yardwaste and garbage.
- ✘ No saw dust, lumber or treated lumber/wood.
- ✘ Litter, trash or garbage.
- ✘ Whole cans of dirt or sod.
- ✘ Street sweeping sand, litter or rocks.
- ✘ Cardboard boxes of yardwaste.
- ✘ Pet waste or kitty litter.
- ✘ Branches over 2 inches in diameter.
- ✘ Branches over 4 feet long.
- ✘ Plastic twine, nylon twine or wire used to bundle brush or branches.
- ✘ Rope of any kind.
- ✘ Unbundled brush.





## Recycling Collection Tips

- NO!** Lids. Remove snap top and screw on lids from all containers and place in garbage.
- NO!** plastic bags, Styrofoam®, motor oil bottles, plate glass, syringes, light bulbs, drinking glasses or pizza boxes.
- Only glass that you describe as a **bottle** or **jar**.
- All ♻️ containers must be bottles with screw top lids. *No snap top containers or plastic cups.*
- Containers marked ♻️ may be bottles or snap top containers.
- Write your address on the bin using a permanent marker.
- Flatten all boxes. Cut to 2 feet by 2 feet.
- All recyclables set out for collection must be in a green bin. (Except pieces of cardboard that may be placed under the bin)
- Remove bin from curb as soon as possible after collection.
- Flatten plastic bottles for extra space in bin and to reduce litter (Flattened bottles don't blow away as easily).

**Ask for it by Name!**



Omaha's Premium Quality Compost

[www.omagro.com](http://www.omagro.com)

# Keep Omaha Beautiful More Than a Good Idea

To keep Omaha beautiful you can do your part by responsibly preparing your solid waste for collection. But to really keep Omaha beautiful we need the help of an organized group which is where Keep Omaha Beautiful Inc. (KOB) comes in. KOB provides a number of opportunities to get involved in programs and projects to reduce litter and otherwise beautify our neighborhoods. The mission of KOB is to enhance the physical appearance of the Omaha community, with the following objectives: litter reduction, beautification, and education leading to action.

KOB organizes volunteers to provide many programs including:

- ▶ Cleanup Omaha
- ▶ Ecology Day Camp for Kids
- ▶ Trail Maintenance
- ▶ Illegal Dump Cleanups
- ▶ Storm Drain Stenciling
- ▶ "Helping Hands" for senior and impaired citizens with yard cleanup
- ▶ Youth Fall Cleanup

If you are part of a group (or an individual) that would like to get involved with cleanup programs or beautification projects in Omaha, contact Keep Omaha Beautiful Inc. at 444-7774 or visit their website: [www.keepomahabeautiful.org](http://www.keepomahabeautiful.org)

## Clear Garbage Bags



Available at:

- ▶ Omaha Area HyVee Stores
- ▶ Menards at 120TH & Dodge Streets
- ▶ Omaha Area Westlake Ace Hardware

**HyVee**  
EMPLOYEE OWNED

**MENARDS**<sup>®</sup>

**Westlake ACE Hardware**